

CATECHESIS@HOME 2022 #15

"I AM THE BREAD OF LIFE"

(SOLEMNITY OF THE HOLY BODY AND BLOOD OF CHRIST
OR CORPUS CHRISTI)



Prepared by Archdiocesan Catechetical Centre
Archdiocese of Kuala Lumpur



INTRODUCTION

This material has been prepared to provide families an opportunity to gather and spend time reflecting and discussing about the scripture readings of the Solemnity of the Most Holy Body and Blood of Christ or Corpus Christi.

HOW TO USE THE MATERIAL

This document contains activities that members of the family may complete individually (just the children), in pairs (with parental assistance), or as an entire family. It would be helpful to print a hard-copy, so that members of your family may carry out different activities at the same time.

WHEN TO USE THE MATERIAL

During the week after the family has celebrated the Mass of the Solemnity of the Most Holy Body and Blood of Christ or Corpus Christi.

OPENING PRAYER

Heavenly Father, we thank you for the gift of each one gathered here today. Help us to always be ready to honour Jesus in the Holy Eucharist. Holy Spirit, teach and guide us during this family gathering. We make this prayer in Jesus' name, Amen.



SCRIPTURE REFLECTION

Invite someone to read **Luke 9: 11-17**. Later, reflect on the questions given together as a family, and share your responses with one another. (If necessary, parents are encouraged to rephrase the information and questions according to their children's level of understanding).

Time for reflection and discussion:

Jesus told the apostles: "You give them something to eat." Why did the Lord tell them this? Perhaps, it is because they had brought food with them but were not willing to share it out. It is only with Jesus' instructions that they shared their five loaves and two fish. These were multiplied by Jesus to feed thousands of people. In this way, Jesus helped his apostles who were keeping the food to themselves to become generous people.

Today, Jesus also challenges us with the words, "You give them something to eat". We live in a world full of hungry people who pray that Jesus might do something for them. There are also many people who are lonely, hurting and who seek to be loved. Jesus asks us to be generous, and to go out and meet them and to "give" them with our love and compassion through our words and actions.

Saint Teresa of Calcutta once said about Jesus, "He uses us to be his love and compassion in the world in spite of our weaknesses and frailties." In the miracle of the multiplication of bread and fish, Jesus does not produce food out of nowhere. He takes the little that the apostles have, and he multiplies it a thousand-fold. It reminds us that no matter how little we think we have to give, once we freely place our gifts in Jesus' service, they become limitless.

1. Have you experienced a time when you came across someone who you felt needed love and compassion and you responded to this person's need? What did you do? How did it make you feel?
2. What do you think about Saint Teresa's words that Jesus "uses us to be his love and compassion in the world in spite of our weaknesses and frailties?" Share an experience or event when you felt you were used by God in this way.
3. Jesus shares his Body and Blood with us in the Holy Eucharist. If you could use only one word to describe the Holy Eucharist, what would it be? Explain why you choose this word.

FOLLOW-UP ACTIVITIES


Below you will find some activities for younger children, revolving around the Sunday Gospel. Select the activities you would like to complete with your children, or try to complete them all if you can!

Activity #1: Find the words.

Jesus Feeds the 5000

Jesus then took the loaves, gave thanks, and distributed to those who were seated as much as they wanted. He did the same with the fish. John 6:11 (NIV)

The puzzle is based on John 6:1-14




H J F W W W H F J S S X N N V
V B B O A T T B K X A Y C D D
X P T J M F L N A M T H Q P J
C D Q F E A A C K K I E N T R
T H C L O H V R E U S G K W Z
O E U U T L G I T Z F C P E V
W A X T J R L P X Z I L A L V
N L H T X E Z O L S E P M V B
S E I C Y H S V W P D B V E I
L D C R G S C U L E E S F S K
J O T A E M I M S J D O D K C
F B A S K E T F U L S W P S K
P I B V T T A K B D O H S L W
P S S L E B D U I R K M X M E
Q D J H K S F K C L M E H A O

JESUS	BASKETFULS	SATISFIED	CROWDS	LOAVES
THANKS	LEFT	FOLLOWED	PEOPLE	TOWNS
TWELVE	HEALED	FISH	BOAT	SICK

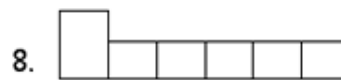
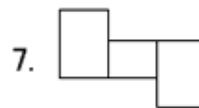
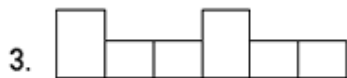
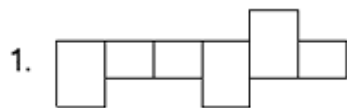
Activity #2: Enter the correct words.

Jesus Feeds the 5000

Jesus then took the loaves, gave thanks, and distributed to those who were seated as much as they wanted. He did the same with the fish. John 6:11 (NIV)



Enter the correct words in the boxes based on the shape of the letters.



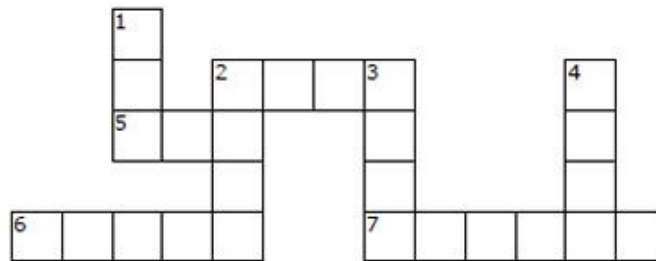
crowd	loaves	boy	basket
people	small	fish	twelve

Activity #3: Solve the puzzle.

Jesus Feeds The Five Thousand

They all ate and were satisfied, and the disciples picked up twelve basketfuls of broken pieces that were left over.
Matthew 14:20 (NIV)

Based on Matthew 14:13-21 (NIV)



ACROSS

2. An animal without legs that lives in water
5. The number equal to one plus one
6. A basic food made from flour, water, and yeast mixed together and baked
7. Pieces of bread shaped and baked in a single piece and sliced for eating

DOWN

1. To take food into your mouth, chew, and swallow it
2. What we eat to give us energy and to help us grow strong bodies
3. To cure someone of illness or disease; to make someone well again
4. The number that comes after four and before six

FIVE
FISH

BREAD
LOAVES


EAT
FOOD

TWO
HEAL

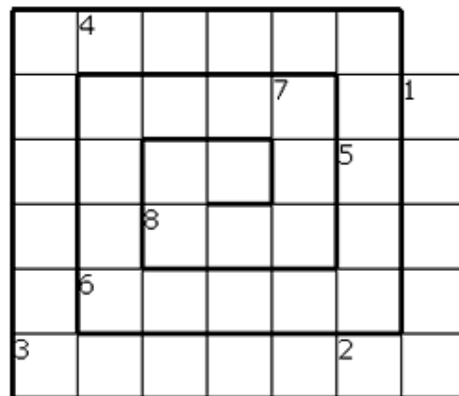
Activity #4: Solve the puzzle.

Jesus Feeds the 5000

Jesus then took the loaves, gave thanks, and distributed to those who were seated as much as they wanted. He did the same with the fish. John 6:11 (NIV)



Complete the activity.



1. A large number of persons gathered together
2. Opposite of large
3. The number equal to 6 plus 6
4. Bread baked in one long piece (plural)
5. Human beings -- as a group
6. A container made of woven materials such as straw or twigs
7. A cold-blooded animal with fins and gills that lives in water
8. A male child

WORDS USED


loaves	people	basket	crowd
twelve	fish	boy	small

Activity #5: Break the code.

Jesus Feeds the 5000

Jesus then took the loaves, gave thanks, and distributed to those who were seated as much as they wanted. He did the same with the fish. John 6:11 (NIV)

Each number represents a letter of the alphabet. Substitute the correct letter for the numbers to reveal the coded words.



J	R	D	P	E	N	C	Q	S	M	Y	I	H	W	F	L	A	G	U	X	O	V	T	Z	K	B
1	2	3	4	5	6	7	8	9	10	11	12	13	14	15	16	17	18	19	20	21	22	23	24	25	26

1. 7-2-21-14-3 _____
2. 4-5-21-4-16-5 _____
3. 16-21-17-22-5-9 _____
4. 15-12-9-13 _____
5. 23-14-5-16-22-5 _____
6. 26-17-9-25-5-23-9 _____
7. 16-5-15-23 _____
8. 26-21-11 _____

BASKETS	LEFT	TWELVE	FISH
CROWD	LOAVES	PEOPLE	BOY

Activity #6: Find the way to Jesus.



A YOUNG BOY PROVIDED the BREAD and FISH THAT JESUS USED to FEED the 5000.
HOW CAN YOU CONTRIBUTE to THE WORK of THE LORD?



LDS COLORING PAGES.COM

THIS PRODUCT IS NOT ENDORSED OR AFFILIATED WITH the CHURCH of JESUS CHRIST of LATTER-DAY SAINTS.

© 2020, STATELY TYPE, INC. ALL RIGHTS RESERVED.

Activity #7: Spot the difference.

JESUS FEEDS 5000


Spot 8 differences between the two pictures.




Activity #8: Puzzle activity.

Jesus Fed the People

Cut the puzzle apart on the red lines, mix the pieces up, and put the picture back together.



Activity #9: Colour the picture.



Activity #10: Art Craft - Jesus in the Eucharist

This art craft is to help children understand that Jesus is truly present in the Holy Eucharist.

Supplies:

- Glue
- Scissors
- Clear tape
- Printable Chalice and Host
- Large sheet of construction paper for the background (blue or black)
- Decorative items like glitter/glitter glue, gems, sequins, etc.
- Crayons to color the chalice and Eucharist's rays (yellow, orange, & red)

Instructions:

1. Color the chalice and Eucharist rays.
2. Cut out the chalice and Eucharistic rays.
3. Glue the chalice and rays onto the construction paper.
4. Now decorate the chalice and rays with the glitter, gems and sequins or whatever else you choose. You may also decorate the construction paper background, if desired.
5. Glue the Jesus circle in the Eucharistic ray circle.
6. With a small piece of clear tape attach the Eucharist circle to create a door that opens to reveal the image of Jesus.

