

CATECHESIS@HOME 2021 #22

MY SOUL PROCLAIMS THE GREATNESS OF THE LORD

(Solemnity of the Assumption of the Blessed Virgin Mary)



Prepared by Archdiocesan Catechetical Centre
Archdiocese of Kuala Lumpur



INTRODUCTION

This material has been prepared to provide families an opportunity to gather and spend time reflecting and discussing about the scripture readings of Solemnity of the Assumption of the Blessed Virgin Mary.

HOW TO USE THE MATERIAL

This document contains activities that members of the family may complete individually (just the children), in pairs (with parental assistance), or as an entire family. It would be helpful to print a hard-copy, so that members of your family may carry out different activities at the same time.

WHEN TO USE THE MATERIAL

During the week after the family has celebrated the Mass of Solemnity of the Assumption of the Blessed Virgin Mary.

OPENING PRAYER

Heavenly Father, we thank you for the gift of each one gathered here. Help us to be obedient to You and always praise You as Mother Mary did. Like Mary, may we also reach out to people who need our help. Holy Spirit, guide us during this family gathering. We make this prayer in Jesus' name, Amen.



SCRIPTURE REFLECTION

Invite someone to read Luke 1, 39-56. Then, as a family reflect on the commentary given below and share your responses to the questions with one another. If necessary, parents are encouraged to rephrase the information and questions according to their children's level of understanding.

Time of reflection and response:

1. There are moments in all our lives when, just like expectant mothers, we know that we have been blessed. Sometimes it may be only a gradual realization in difficult circumstances.

Look back at the past few months. Although the circumstances have been challenging due to the Covid-19 pandemic, have you experienced "moments of blessings" from God? How did you respond to these moments?

2. Mary was a woman of faith. Elizabeth praises her, not because she has conceived the Christ, but because she believed the angel's words. Let us pray to her for the strong faith we need in these troubled times. God can do what we think impossible.

What can you learn from Mary about having faith in God, and responding to the needs of others?

3. The feast of the Assumption of the Blessed Virgin Mary is a feast of rejoicing and hope for us too. Mary, one of us, is in heaven with body and soul, and at the end of time we will be there too, for that is our destiny. With her, with the Holy Trinity and with our loved ones. With our bodies too: those same bodies that can be the source of so much worry and trouble will be glorified for ever with God. Let us thank God for creating us in His image, and for the great gift of our bodies which makes it possible us me to share our lives with others, to communicate, to enjoy life and help others enjoy life too.

How would you describe the significance of the Feast of the Assumption of Mary in your own life? What does it really mean to you?

FOLLOW-UP ACTIVITIES

Below you will find some activities for younger children, revolving around the second reading and the Gospel passage. Select the activities you would like to complete with your children, or try to complete them all if you can!

Activity #1: Unscramble the words



Mary Visited Elizabeth Word Scramble

Unscramble each of the clue words. Take the letters that appear in the circle boxes and unscramble them to find the answer to the last phrase.

ELGARIB

			○	○	
--	--	--	---	---	--

BLUMEH

	○	○			
--	---	---	--	--	--

EJOPHS

○	○				
---	---	--	--	--	--

VOFAR

○			○	
---	--	--	---	--

BAZELTHIE

○							○	○
---	--	--	--	--	--	--	---	---

SLEBDES

			○	○		
--	--	--	---	---	--	--

What did the angel tell Mary?

That she would be the

--	--	--	--	--	--

--	--

--	--	--	--	--	--

Activity #2: Find the words

The Visitation

O S P B M P I U D X B F H Y Q Y H
Q J V F Y J T Y P I L U T Y T C A
D I G P R L N J N F P L E M I N T
I Z M Q A V A O U D M F B K R B Q
E X B B M R F Y E R C I A C I N S
L K K G Y V N E C G D L Z V P Q R
R L Y A W U I N A K N L I G S N Y
D Z D M O R F N P D B E L F Y N A
D E V E I L E B R L P D E O L D S
F F L D N X F H E E C D E L O N H
W I R L M D Y S T O H D E M H D A
L Y I U D O S L K B Q T E P X R D
S Q J F I E N V M L P Z O S A O U
V A E Y D T N O O L A S X M X E J
M J Z E O B W R T Y A O Y G W O L
X H Q H A D D U B S T G B U X K N
K J Z E C H A R I A H Z A M E R C


fulfilled	believed	mother	Lord
infant	fruit	Holy Spirit	joy
leaped	womb	Blessed	Judah
Zechariah	Elizabeth	Mary	

Activity #3: Solve the puzzle



Mary Visits Elizabeth

A few days later Mary hurried to the hill country of Judea, to the town where Zechariah lived. She entered the house and greeted Elizabeth. Luke 1:39-40.



HORIZONTAL

4. The wife of Zechariah.
6. To go see someone or something.
7. To leap; to move suddenly
8. Elizabeth was _____ with the Holy Spirit.

VERTICAL

1. Highly favored; fortunate
2. A young person; a boy or a girl
3. The mother of Jesus.
5. A dwelling where people live

BLESSED

ELIZABETH

JUMPED

HOUSE

MARY

VISIT

CHILD

FILLED

Activity #4: Unscramble the words

The Magnificat



1. MRYA _____
2. LSOU _____
3. RLPIASMOC _____
4. STNGAREES _____
5. DLOR _____
6. ESICROEJ _____
7. ODG _____
8. SRIOVA _____
9. MHANIDDA _____
10. EHDBOL _____
11. ELBESDS _____
12. TMIGYH _____
13. HYOL _____
14. MECYR _____

Activity #5: Find the words

Mary's Song

And Mary said: "My soul glorifies the Lord and my spirit rejoices in God my Savior." Luke 1:46 (NIV)

Words are taken from Luke 1:46-55 (NIV).



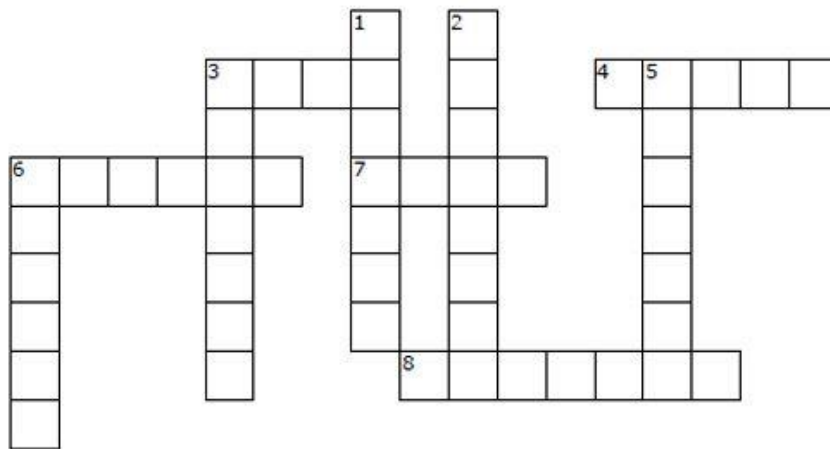
J Q F E A R B W R P H B N O E
R Y W W G X O J I R U H E R J
Y K C T W L U Y C O S O Z T H
I Y G H W B O L H U Y L T M U
Y M E S R E U R M D X Y H U N
B D E E W O J Z I E D Q R B G
L S O R S K Y Q D F V F O E R
E S T V C U N F E B I J N S Y
S P W A R Y D E E D S E E D K
S I F N M I G H T Y T C S E S
E R C T H I N G S T I N L R E
D I F V Q P E V A O P B E M F
Z T H M W G H E J N M L A C Y
G O G Y I R R E F U U N H Q S
N H C F R G R F H R J M T S C

blessed	great	mercy	rejoices	soul
deeds	holy	mighty	rich	spirit
fear	humble	name	rulers	things
glorifies	hungry	proud	servant	thrones

Activity #6: Find the words

Mary's Song

And Mary said: "My soul glorifies the Lord and my spirit rejoices in God my Savior." Luke 1:46 (NIV)



ACROSS

3. The spiritual part of humans which lives forever
4. To be filled excessive self-esteem
6. To feel the need or desire for food
7. Having great wealth
8. Having good things given to you, especially from God

DOWN

1. To give honor, praise, and adoration to
2. To show mercy or compassion to another
3. One who yields or surrenders to the will or authority of another
5. To express great joy or happiness
6. Not proud or boastful

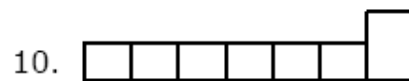
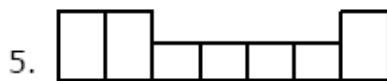
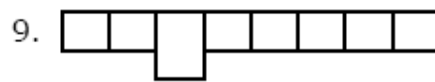
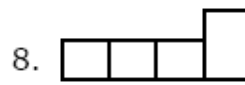
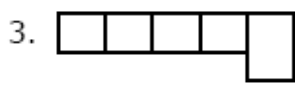
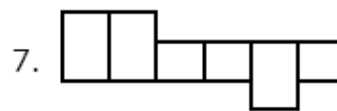
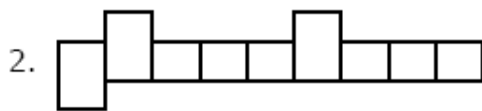
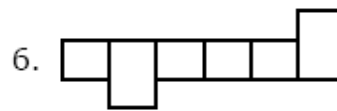
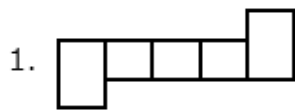
soul	rejoice	blessed	hungry	servant
glorify	humble	proud	rich	merciful

Activity #7: Enter the correct words

Mary's Song

And Mary said: "My soul glorifies the Lord and my spirit rejoices in God my Savior." Luke 1:46 (NIV)

Enter the correct words in the boxes based on the shape of the letters.



soul	spirit	humble	blessed	things
glorifies	rejoices	servant	great	mercy

Activity #8: Fill the blanks

Mary's Song



Complete the paragraph by filling in the blanks with the correct words from the word bank at the bottom of the story.

Mary's Song

And Mary said:

"My soul _____ the _____ and my spirit _____ in God my _____, for he has been mindful of the _____ state of his _____.

From now on all _____ will call me _____, for the Mighty One has done _____ things for me—_____ is his name.

Luke 1:46-49 (NIV)

blessed	glorifies	holy	Lord	Savior
generations	great	humble	rejoices	servant

Activity #9: Colour the picture of the Assumption of Mary



Activity #10: THE ASSUMPTION COLORING AND CRAFT ACTIVITY

MATERIALS NEEDED:

- See the next page to get the Feast of the Assumption Free Printable
- 2 Pieces of Paper (preferably blue paper)
- Coloring materials
- Kids Scissors
- Cotton balls
- Green strips of paper

HOW TO MAKE THE FEAST OF THE ASSUMPTION CRAFT:

1. Print the Feast of the Assumption Craft Printable.

- Colour the images. There is one image of the Blessed Virgin Mary, two angels, and an optional crown, as well.
- After colouring everything, cut out the images.

2. Take one piece of paper.

- Cut a small horizontal slit on the top part of this paper.
- Glue the cotton balls on the upper part of this first piece of paper, to make it look like clouds. Glue the angels on it as well. This signifies heaven.
- On the bottom part of the same piece of paper, glue green strips of paper. This signifies earth.

3. Cut out a thin strip using the second piece of paper.

- Glue one end of this thin strip of paper behind the Blessed Virgin Mary cut out.
- Insert the other end of this thin strip into the small horizontal slit you created in Step #2.



4. You can now “pull” Mother Mary from earth towards heaven, where God and the angels wait for her.

- Optional: Glue the crown just above the small horizontal slit, so that when Mother Mary is pulled to heaven, the crown “lands” on her head .

Through this feast day, may we appreciate the love and affection that God has for His Mother. Knowing this should help remind us to always shower Our Mother in heaven with that same love and affection

(Source: <https://www.reallifeathome.com/feast-of-the-assumption-craft/>)

The Assumption of the Blessed Virgin Mary

