

CATECHESIS@HOME #29

"STAY AWAKE"

(32nd Sunday of Ordinary Time – 8th November 2020)

Prepared by Archdiocesan Catechetical Centre,
Archdiocese of Kuala Lumpur



INTRODUCTION

This material has been prepared to provide families an opportunity to gather, and spend time reflecting and discussing about the gospel reading of the 32nd Sunday of Ordinary Time.

HOW TO USE THE MATERIAL

This document contains activities that members of the family may complete individually (just the children), in pairs (with parental assistance), or as an entire family. It would be helpful to print a hard-copy, so that members of your family may carry out different activities at the same time.

WHEN TO USE THE MATERIAL

During the week after the family has celebrated the Mass of the 32nd Sunday of Ordinary Time.

OPENING PRAYER

Heavenly Father, we have gathered here in the name of Jesus. Help us to realise that we must always be ready to receive you, when you come again in your glory, to judge the living and the dead. May we be ready like the wise virgins in the gospel passage today. Holy Spirit, guide us during this lesson. We make this prayer in Jesus' name, Amen.



SCRIPTURE REFLECTION

Invite someone to read from Matthew 25: 1 - 13.

(Then, reflect on these questions together as a family, and share your responses with one another. If necessary, parents are encouraged to rephrase the questions according to their children's level of understanding).

1. The gospel passage mentions two groups of people, that is, those who were ready to meet the bridegroom and those who were not. Personally, am I attentive to the presence of God in my daily life, or do I find myself too preoccupied with other things?
2. During this coming week, how can I be attentive to God's presence and good works, as I go about my daily tasks?
3. To what extent can you say that you are ready to receive Jesus when he returns again in glory? Am I "ready"?

COMMENTARY:

Through the parable, Jesus gives us a picture of Jewish wedding customs in his time. The groom would take the bride from her father's house to his own, but only after all negotiations for a dowery had been completed: hence the delay in this case. A servant would alert the groom's household that the couple were on their way.

The foolish bridesmaids had to go off to find a late-night dealer in oil, so they were too late to welcome the couple. The foolishness of the five was not only that they forgot to bring extra oil, but because they assumed the exact time that the groom was going to come.

This parable helps us to focus on the here and now, that is, to learn to live totally in the present, to seek and find God there. If we can do that, then all the rest will take care of itself. Whether the Groom (Jesus) arrives early or late, it will not matter as he has been constantly part of our everyday life. Readiness, being alert, a sense of expectancy and hope, these are all things that Jesus tries to communicate through his parables. Let us try to renew our commitment to God and to building and growing our relationship with God through regular prayer and reflection, and through actions worthy of a Christian disciple.

Source: <https://www.sacredspace.ie/scripture/matthew-251-13>

FOLLOW-UP ACTIVITIES

Below you will find some activities for younger children, revolving around the Sunday Gospel. Select the activities you would like to complete with your children, or try to complete them all if you can!

GUIDE FOR PARENTS & GUARDIANS

Dear Parents and Guardians, we have included some tips for you as you facilitate these activities with your children. Each tip corresponds with the same numbered activity. Our hope is that these tips would help you in your endeavour to create a good learning experience for your children.

Activities #1 - #6

- Word-Find, crossword and coded activities help children to learn about, and associate certain words with key events in the Gospel.
- After your child has completed this activity, you may invite them to explore how these words are related to the readings of this week.
- When discussing definitions of key terms, you are encouraged to associate these terms not only with Gospel events, but with their own life experiences as well. This not only works to develop their vocabulary, but to also enable them to identify their feelings and emotions in specific ways.

Activity #7

- True-False activities build our children's capacity for deduction, by encouraging them to reference the source of information when confirming truth or falsehood. These activities also highlight key facts about the passage, effectively summarising the information and improving ease of comprehension.
- Parents and guardians are encouraged to discuss any true-false statements in this activity that peak the interest of their children, in order to assess their understanding of said statements. This is a perfect opportunity to answer any questions that may stem from this activity, and deeper their understanding of the passage.

Activity #8

- Many lessons could be taken from this activity. For example, this activity could spark a conversation about the choices we make in our daily lives, and how Jesus and the Kingdom should always be our first priority.
- You are encouraged to look beyond the activity, and to identify potential messages and meanings that could be turned into key learning moments for your child.

Activity #9

- Colouring activities help children reinforce knowledge by giving content a *visual identity*. Children are encouraged through these activities to associate what they have learned with key scenes, and the emotions and feelings that spring from it. In this way, children take ownership of their knowledge.
- This week's activity paints a stark contrast between those who were ready to receive the bridegroom, and those who weren't. In this way, consequences (and the gravity of them) are highlighted clearly. Parents and guardians are encouraged to tie in their children's experiences with daily choices (and their accompanying consequences), when discussing the events of the parable.
- Parents and guardians are encouraged to look beyond the activity, and to identify potential messages and meanings that could be turned into key learning moments for your child.

Activity #10

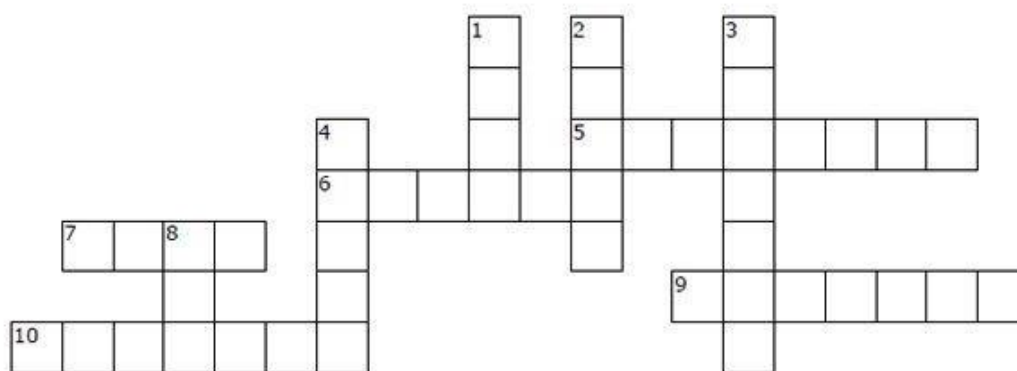
- For this activity, you are encouraged to work together with your children to complete the task. This activity has great potential of being a good team-building activity, where children may be appreciated for their hard work and effort!
- When our children see that we treasure their crafts, a message is communicated to them that we value their efforts. In this exchange, there is a giving of a gift out of hard work and love, and an acceptance of this love. This activity hopes to facilitate such an exchange. Let us be mindful and intentional during these moments with our children.

Activity #1: Solve the puzzle

Give Me Oil In My Lamp

Therefore keep watch, because you do not know the day or the hour. Matthew 25:13 (NIV)

Based on Matthew 25:1-13



ACROSS

- 5. 12 o'clock at night
- 6. Not awake
- 7. A swinging or sliding cover over the place where someone usually enters a room
- 9. Ceremony in which a man and a woman are married.
- 10. Someone who does not use good judgment is _____.

DOWN

- 1. Someone who has good judgment and makes good decisions is _____.
- 2. Devices used to produce light
- 3. A feast or meal held in recognition of some person or occasion
- 4. To observe or look at something
- 8. A liquid that is often used to make fuel.

MIDNIGHT	LAMPS	WATCH	OIL	FOOLISH
ASLEEP	DOOR	BANQUET	WISE	WEDDING

Activity #2: Find the words

Give Me Oil In My Lamp

Therefore keep watch, because you do not know the day or the hour. Matthew 25:13 (NIV)

Based on Matthew 25:1-13



T Z F E S G H O G Q N O G T A
O B M P K S M I D N I G H T A
G O M Q I N A N H E A V E N S
C A Q L Q T I I E D I J K B L
L P O B R I D E G R O O M A E
M O J K E F D K L X M O H N E
F E O G S W O I H A Z S R Q P
V W E X G B I N O D A T H U X
I T B T P C L G R W R T E E T
R S R C U B O D A A M O Z T E
G S D I K T Y O N T W D W K X
I T T S M W G M G C R F O S W
N V I H O M Z I Z H P W D O Y
S N N T P X E W E D D I N G E
U T C Z G X C D S W I S E E C

FOOLISH	MEET	DROWSY	VIRGINS	BANQUET
MIDNIGHT	WEDDING	TRIMMED	RANG	KINGDOM
BRIDEGROOM	LAMPS	WISE	WATCH	COME
DOOR	ASLEEP	HEAVEN	OIL	WOKE

Activity #3: Fit the words

A Parable

Five wise virgins with lamps and oil


Five foolish virgins with lamps and no oil

The bridegroom comes!

The wise ones are ready and go


The foolish ones are left behind

Watch! Be ready!





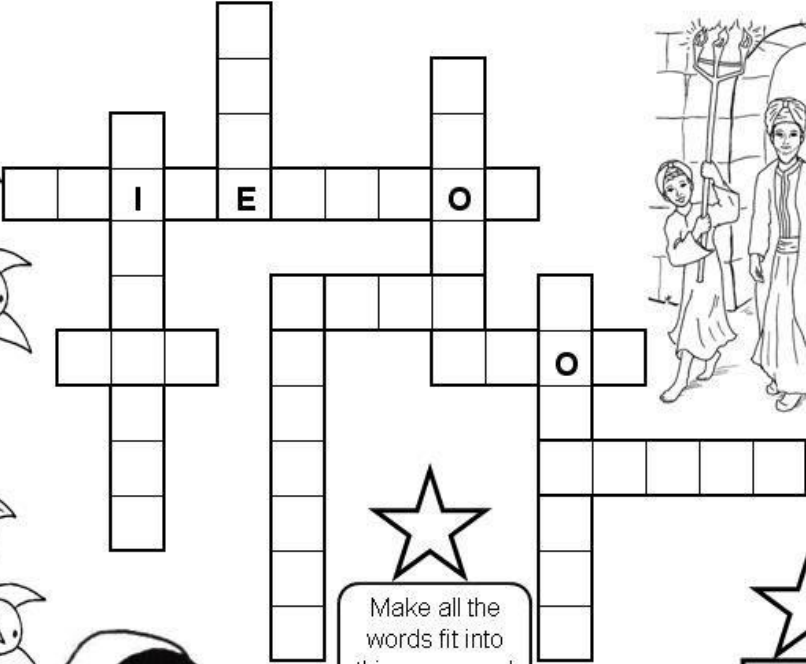
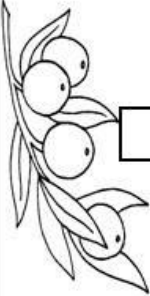
Fit the underlined words in the puzzle.


Activity #4: Solve the puzzle






The Parable of Ten Virgins








Make all the words fit into this crossword



**Wedding
Lamps
Five
Foolish
Wise
Oil
Bridegroom
Door
Closed
Midnight**



www.biblekids.eu

Activity #5: Find the words

D	E	D	I	R	B	M	D	F	E
O	I	H	S	I	L	O	O	F	K
O	E	A	T	M	O	O	R	G	A
S	L	A	M	P	S	R	O	A	W
R	B	O	T	S	O	G	L	E	A
O	I	R	T	E	E	E	D	T	L
L	S	E	U	S	V	D	O	O	R
A	N	F	O	O	I	I	I	V	E
M	E	L	I	N	H	R	F	R	A
A	S	I	G	N	E	B	I	R	B

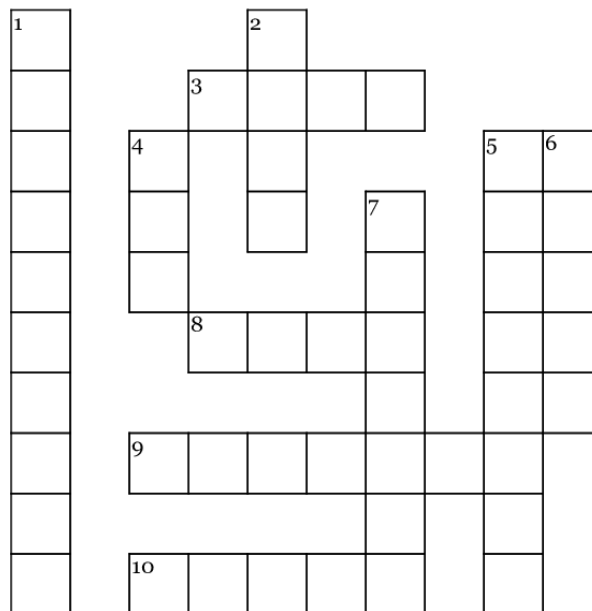


- TEN BRIDESMAID LAMPS
- FIVE BRIDEGROOM FOOLISH
- SENSIBLE WEDDING OIL
- DOOR AWAKE HOUR



Activity #6: Solve the puzzle

Parable of ten virgins



Across

- 3. How many virgins were wise
- 8. What was shut on half of the virgins
- 9. What was the celebration
- 10. What did the virgins trim

Down

- 1. Who came when there was a cry made
- 2. How many nothing were foolish
- 4. How many virgins
- 5. What time of night was it
- 6. What did the virgins have
- 7. Who got sleepy

Activity 7: Decide what is true or false

BibleWise

10 Bridesmaids

Matthew 25: 1 -13

Are the statements below TRUE or FALSE?
Read the story and color in the appropriate box.



TRUE	FALSE
TRUE	FALSE
TRUE	FALSE
TRUE	FALSE
TRUE	FALSE

All 10 bridesmaids were prepared to meet the bridegroom.

The bridesmaids fell asleep waiting for the bridegroom.

Five bridesmaids went to find more oil for their lamps.

Five bridesmaids shared their extra oil with the bridesmaids who ran out.

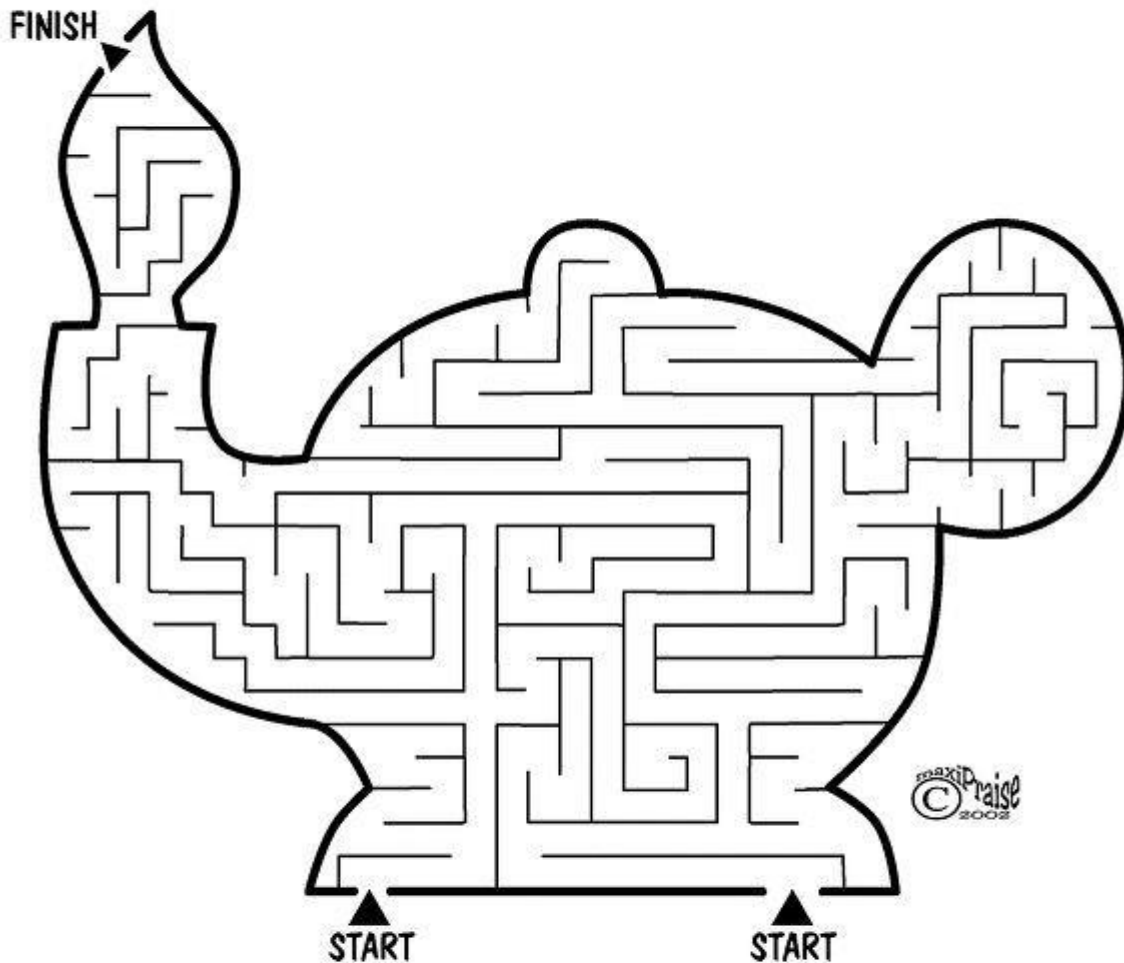
The bridegroom let in the unprepared bridesmaids.

Activity #8: Choose the right path

Parable

The Ten Maidens

Just like the Ten Maidens who had a choice to take extra oil and be prepared for the coming of the bridegroom, you have a choice of which path to take. One will lead you to the light. The other path will lead to darkness.



Jesus said that the Kingdom of Heaven was like ten maidens who were waiting for the bridegroom to arrive. Five of the maidens were wise and took extra oil for their lamps. The other five were foolish and didn't take any extra oil. By the time the bridegroom arrived the foolish five had left to buy some more oil. Only the five wise maidens still had their lights burning and were able to go in with the bridegroom. We need to spend time with Jesus every day filling up with the light of His love so that when He comes again He will be able to recognise us. Then we will be able to go into the Kingdom of Heaven with Him.

Activity #9: Colour the picture



Activity #10: Let Your Light Shine Lantern Art Craft

Mat 5:16 - Let your light so shine before men, that they may see your good works, and glorify your Father which is in heaven.



What you will need:

- Thick coloured paper or any sturdy paper will do.
- Scissors.
- Glue or tape.
- Markers.
- Stickers.

What to do:

1. Cut the paper measuring 8 ½ inch x 8 ½ inch.
2. Fold the paper in half.
3. Cut evenly spaced slashes along the folded edge (cut through both layers) leaving about 1 inch uncut on the open edges.
4. Decorate with stickers, markers, etc.
5. Open the paper up and then roll it into a tube lengthwise so the slashes run up and down.
6. Glue or tape the edges of the paper together.
7. Press down on the top of the lantern so it bulges out a little in the center.
8. Cut another one-inch strip off for the handle.
9. Attach the one-inch strip to the top of the lantern for a handle.