

CATECHESIS@HOME #28

"LOVE GOD AND LOVE YOUR NEIGHBOUR AS YOURSELF"

(30th Sunday of Ordinary Time)

Prepared by Archdiocesan Catechetical Centre,
Archdiocese of Kuala Lumpur



INTRODUCTION

This material has been prepared to provide families an opportunity to gather, and spend time reflecting and discussing about the gospel reading of the 30th Sunday of Ordinary Time.

HOW TO USE THE MATERIAL

This document contains activities that members of the family may complete individually (just the children), in pairs (with parental assistance), or as an entire family. It would be helpful to print a hard-copy, so that members of your family may carry out different activities at the same time.

WHEN TO USE THE MATERIAL

During the week after the family has celebrated the Mass of the 30th Sunday of Ordinary Time.

OPENING PRAYER

Heavenly Father, we have gathered here in the name of Jesus. Help me to love you with all my heart, with all my soul, and with all my mind, and to love my neighbour as myself. May Your Holy Spirit guide us during this lesson. We make this prayer in Jesus' name, Amen.



SCRIPTURE REFLECTION

Invite someone to read from Matthew 22: 34-40.

(Then, read the commentary, reflect on these questions together as a family, and share your responses with one another. If necessary, parents are encouraged to rephrase the questions according to their children's level of understanding).

COMMENTARY:

There were more than six hundred commandments in the Jewish Law and it was often asked which of these were more important than others. In answering the question Jesus gives not one but two commandments - love your God with your whole heart, soul and mind; and love your neighbour as yourself. Both answers are taken from the Law of Moses (Deuteronomy 6:4-5 and Leviticus 19:18, respectively).

Jesus gives his own interpretation of these two commandments. In his view, the two commandments are inseparable. They are interdependent. By loving God, we love our neighbour. By loving our neighbour, we love God. We cannot love God and then refuse to love our neighbour. Jesus extends the meaning of 'neighbour' to include every single person and not just the people of one's own race, religion or family.

God's standard of love is the love of Jesus who died for us. "God proves his love for us in that while we still were sinners Christ died for us" (Romans 5:8).

Source: <https://www.sacredspace.ie/scripture/matthew-2234-40-0>

1. Jesus says: "You must love the Lord your God with all your heart, with all your soul, and with all your mind." In light of this saying, to what extent can you honestly say that you love God? Try your best to articulate why.
2. Which do you think is easier – loving God or loving your neighbour? Why?
3. Jesus says that we must love our neighbour as ourselves. What is your personal interpretation of this?

FOLLOW-UP ACTIVITIES

Below you will find some activities for younger children, revolving around the Sunday Gospel. Select the activities you would like to complete with your children, or try to complete them all if you can!

GUIDE FOR PARENTS & GUARDIANS

Dear Parents and Guardians, we have included some tips for you as you facilitate these activities with your children. Each tip corresponds with the same numbered activity. Our hope is that these tips would help you in your endeavour to create a good learning experience for your children.

Activity #1

- Many lessons could be taken from this activity. For example, this activity could spark a conversation about what it means to love God and neighbour, and ways in which we can love them in our day-to-day lives. This is a great conversation starter to encourage our children to share their thoughts and feelings with us – about their experiences with loving their ‘neighbours’ (and perhaps even their struggles with loving them).
- You are encouraged to look beyond the activity, and to identify potential messages and meanings that could be turned into key learning moments for your child.

Activities #2 – #8

- Word-Find, crossword and coded activities help children to learn about, and associate certain words with key events in the Gospel.
- After your child has completed this activity, you may invite them to explore how these words are related to the readings of this week.
- When discussing definitions of key terms, you are encouraged to associate these terms not only with Gospel events, but with their own life experiences as well. This not only works to develop their vocabulary, but to also enable them to identify their feelings and emotions in specific ways.

Activity #9

- Colouring activities help children reinforce knowledge by giving content a *visual identity*. Children are encouraged through these activities to associate what they have learned with key scenes, and the emotions and feelings that spring from it. In this way, children take ownership of their knowledge.
- This week’s activity deals with the 2 most important commandments, and helps our children reinforce the interdependence of the 2. For an extra challenge, you could even encourage your children to think of as many ways to love God and neighbour as there are hearts on the page!
- Parents and guardians are encouraged to look beyond the activity, and to identify potential messages and meanings that could be turned into key learning moments for your child.

Activity #10

- For this activity, you are encouraged to work together with your children to complete the task. This activity has great potential of being a good team-building activity, where children may be appreciated for their hard work and effort!
- When our children see that we treasure their crafts, a message is communicated to them that we value their efforts. In this exchange, there is a giving of a gift out of hard work and love, and an acceptance of this love. This activity hopes to facilitate such an exchange. Let us be mindful and intentional during these moments with our children.

Activity #2: Find the words

The Greatest Commandment

Jesus replied: " 'Love the Lord your God with all your heart and with all your soul and with all your mind.'" Matthew 22:37

Based on Matthew 22:34-40



F W T W C N G Y S H L J M D M
A M S Q E O V O O F Y O A R W
D H K U M L M J U V O R R U S
T E G E I Y H M L E D N J D O
J P R S N R O G A N Z K E R B
N H E T D L A U O N X J S V L
G A A I P I H C R Q D B U Q P
M R T O L R E R G S W M S R T
O I E N P S O Q U A E T E T G
H S S H L B H F L Z V L R N X
F E T B H O A O V R R E F D T
L E A G X I V N Q N P C M B J
B S I R F H W E O X Z O T Z W
O E A S T E O L E G N R T U T
N O Q W Q Y R G H E A R I N G

MIND

LAW

EXPERT

SOUL

PHARISEES

GREATEST

HEART

LORD

QUESTION

COMMANDMENT

NEIGHBOR

HEARING

JESUS

YOURSELF

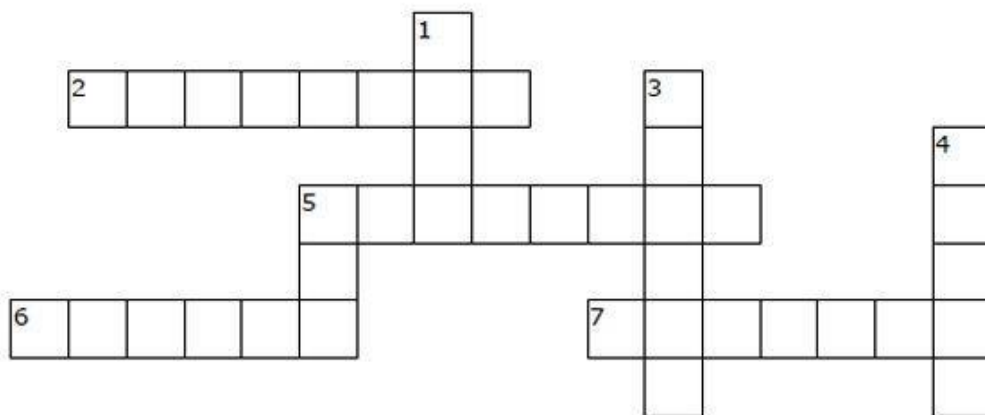

LOVE

SECOND

Activity #3: Solve the puzzle

The Greatest Commandment

"Love the Lord your God with all your heart and with all your soul and with all your mind and with all your strength.' The second is this: 'Love your neighbor as yourself.'"



ACROSS

2. A person who lives near or next to another
5. The most important; better than all others of the same kind
6. Coming next in order after the first one
7. Someone who educates or trains others

DOWN

1. To have a deep feeling of affection or attraction for someone
3. A spoken or written reply to a question
4. The center and source of a person's emotions or feelings
5. The creator of heaven and earth; The One we worship

NEIGHBOR	TEACHER	SECOND	GOD
ANSWER	HEART	GREATEST	LOVE

Activity #4: Break the code

BibleWise

The Greatest Commandment

To find the greatest commandment write the next letter of the alphabet on the space. (Note: Use "A" after "Z.")

T H
S G N T R G Z K S

K N U D S G D K N Q C

S G X F N C V H S G

Z K K S G X G D Z Q S

Z M C V H S G Z K K

S G X R N T K Z M C

V H S G Z K K S G X


L H M C

What is the second greatest commandment? Matthew 22:39

Activity #5: Find the words

The Greatest Commandment

"Love the Lord your God with all your heart and with all your soul and with all your mind and with all your strength.' The second is this: 'Love your neighbor as yourself.'"



R S Q E M D D G J E Q G I K K
R T B F W B U V R I K C D P I
V R B S E C O N D E M C E Y N
A E J D B K S C B L A A F C G
M N X P R M O V M N T T G C D
E G S Y V A U P I H E G E P O
P T H W L X L P N C A Y X S M
A H Q X E E L V D M C Z O E T
J T C J R R H O J D H Q Y D Z
A M W H Y Z K X V N E H N T Y
R S K E N L C J L E R K I O Q
L A W A Y O U R S E L F Z E K
C R H R S N E I G H B O R E O
L D M T H S I M P O R T A N T
I P Q U E S T I O N S G Z C N

MIND	SOUL	YOURSELF	ANSWER	QUESTIONS
NEIGHBOR	IMPORTANT	STRENGTH	TEACHER	KINGDOM
GREATEST	LOVE	LAW	SECOND	HEART

Activity #6: Break the code

The Greatest Commandment

Jesus replied: "Love the Lord your God with all your heart and with all your soul and with all your mind." Matthew 22:37

Each number represents a letter of the alphabet. Substitute the correct letter for the numbers to reveal the coded words.



1	2	3	4	5	6	7	8	9	10	11	12	13	14	15	16	17	18	19	20	21	22	23	24	25	26
V	P	M	T	I	K	S	C	H	N	X	F	W	R	Y	L	Z	G	D	A	B	E	O	J	Q	U

- 16-23-14-19 _____
- 15-23-26-14-7-22-16-12 _____
- 9-22-20-14-4 _____
- 10-22-5-18-9-21-23-14 _____
- 16-23-1-22 _____
- 8-23-3-3-20-10-19-3-22-10-4 _____
- 18-14-22-20-4-22-7-4 _____
- 4-22-20-8-9-22-14 _____

GREATEST LORD	HEART COMMANDMENT	LOVE YOURSELF	NEIGHBOR TEACHER
------------------	----------------------	------------------	---------------------

Activity #7: Complete the paragraph

The Greatest Commandment



"Love the Lord your God with all your heart and with all your soul and with all your mind and with all your strength.' The second is this: 'Love your neighbor as yourself."

Complete the paragraph by filling in the blanks with the correct words from the word bank at the bottom of the story.

One of the teachers of the _____ came and heard them debating. Noticing that _____ had given them a good answer, he asked him, "Of all the _____, which is the most _____?"

"The most important one," answered Jesus, "is this: 'Hear, O Israel, the Lord our God, the Lord is one. _____ the Lord your God with all your _____ and with all your soul and with all your mind and with all your _____.' The second is this: 'Love your _____ as _____.' There is no commandment _____ than these."

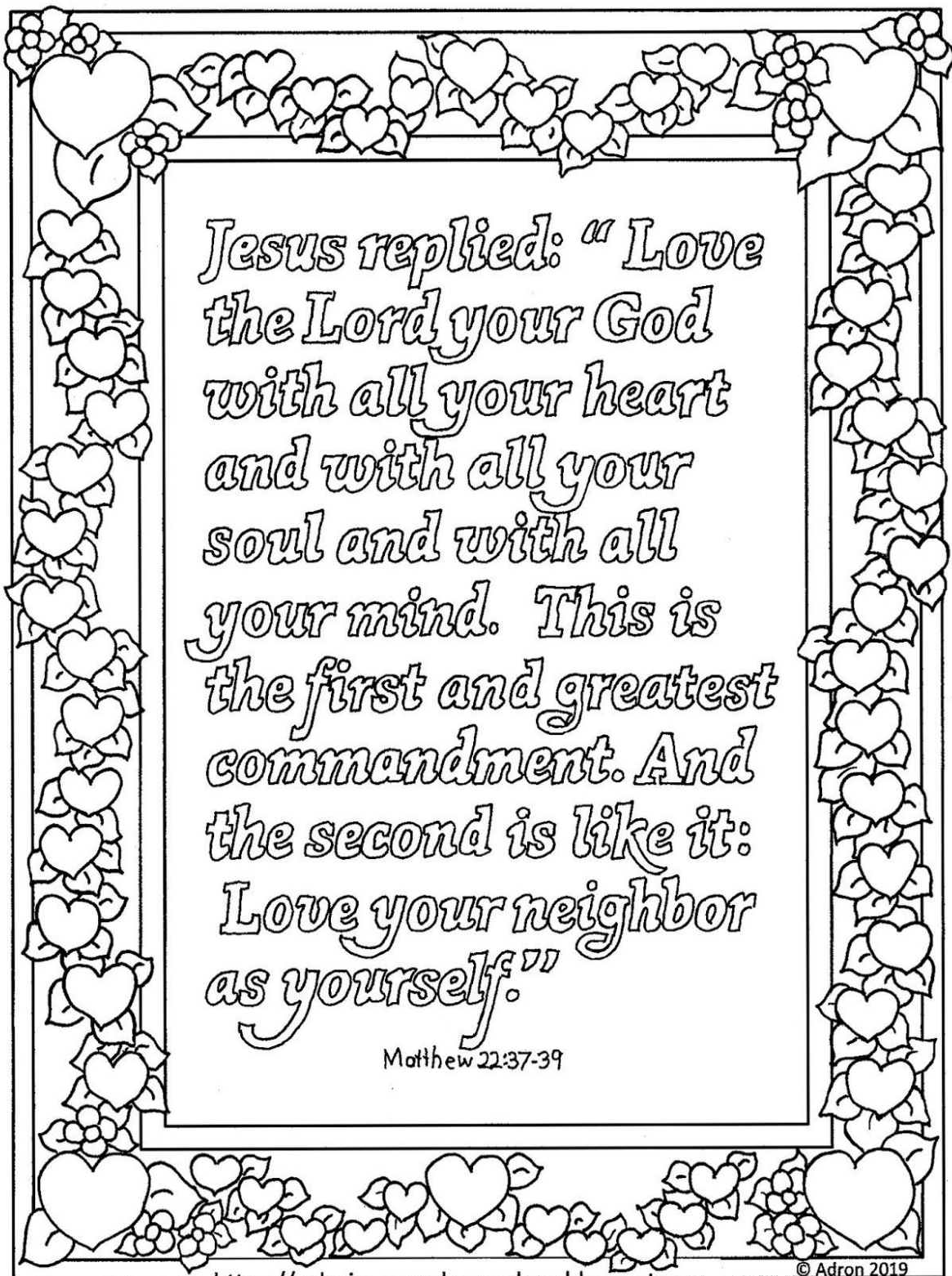
commandments	heart	Jesus	Love	strength
greater	important	law	neighbor	yourself

Activity #8: Find the words

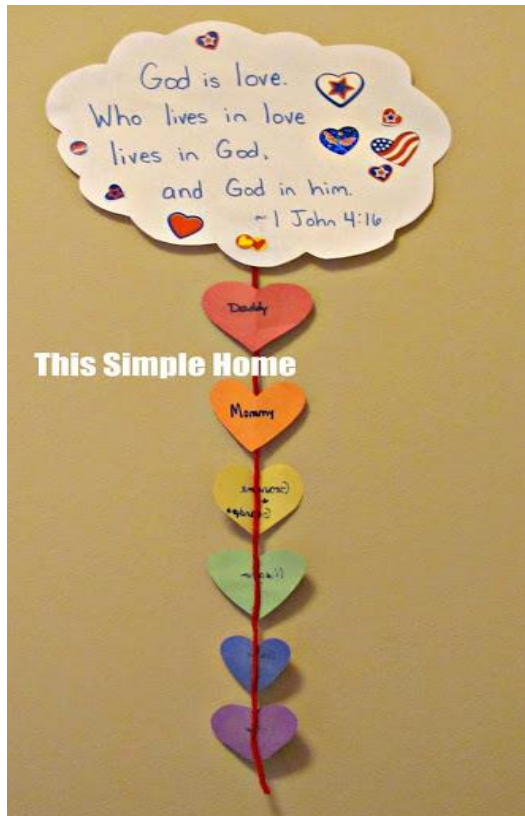
T	R	E	C	N	O	C	S	I	D
S	D	O	G	J	S	C	E	E	S
R	E	E	O	E	E	R	E	C	E
I	G	V	C	J	E	S	C	U	E
F	N	O	I	T	S	E	U	Q	S
O	N	L	S	G	M	G	D	S	I
D	I	A	O	O	I	N	D	O	R
G	M	W	D	R	N	A	A	U	A
T	R	A	E	H	D	H	S	L	H
R	U	O	B	H	G	I	E	N	P

- PHARISEES
- JESUS
- SADDUCEES
- DISCONCERT
- QUESTION
- LAW
- MASTER
- LORD
- HEART
- SOUL
- SECOND
- NEIGHBOUR

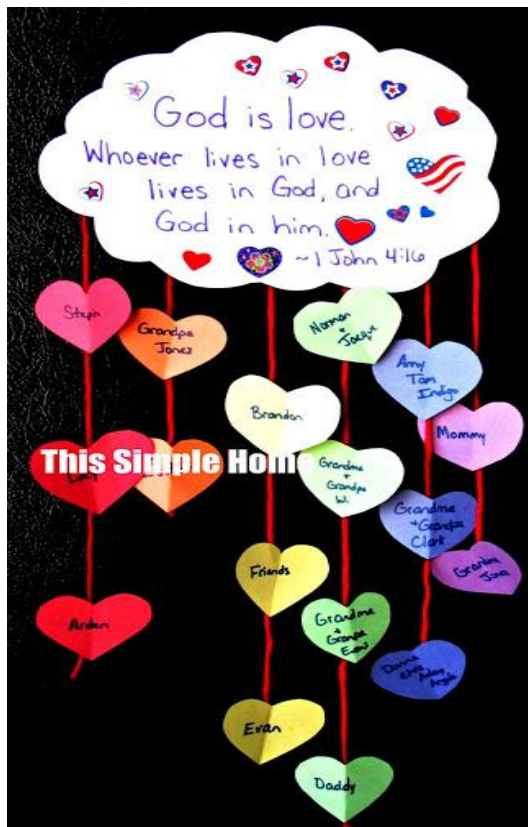
Activity #9: Colour the picture



Activity #10: God is Love Art Craft



Design 1



Design 2

Materials needed:

- Pre-cut hearts (choose as many colours as you wish)
- Pre-cut "cloud" (8 1/2 x 11 white paper)
- Heart stickers (optional)
- Yarn or thick thread
- Marker or pen
- Glue or tape

What to do:

- Begin by choosing a verse or phrase about loving others, and write it on the cloud. (for example: 1 John 4: 16).
- Decorate the cloud with stickers if you wish.
- Turn the cloud over. Glue or tape the yarn/thick thread to the cloud's back side.
- On each coloured heart, write the name of family members or friends who are special to you.
- Glue or tape each coloured heart to the strand of yarn/thick thread. Make sure you space them out as in the picture.
- Trim the yarn tail below the hearts.
- Hang the "God is Love" art craft in a suitable place as a reminder of God's love and our love.
- If you wish, you can also have more than one strand of yarn or thread for each cloud (as in design 2).